

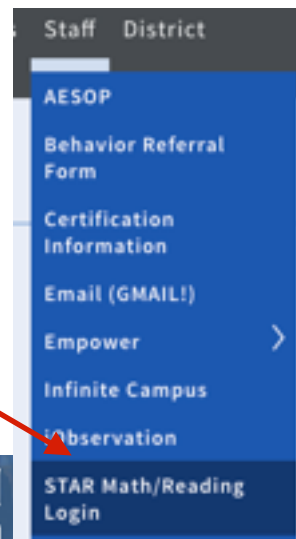
MAMS Teacher STAR Math Universal Screening

Setting Student Test Preferences

1. Open a browser on your device.

Go to the MAMS website.

Hover your cursor arrow over the Staff menu and click on STAR Reading/Math Login at the bottom of the menu.



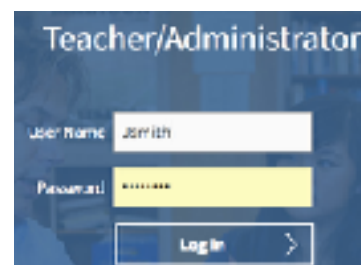
2. Click Log in as a Teacher/Administrator.



3. Use your username that is first initial last name. ex.

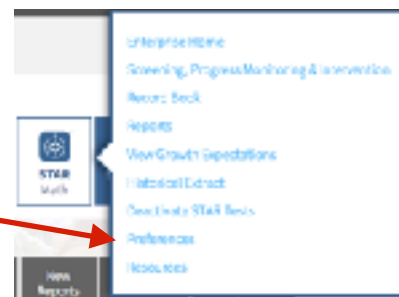
Jsmith for John Smith. Type in the password you were sent in an email if this is your first time logging in.

Otherwise, type the password you made when you first logged in.



4. Click on the test you would like to make modifications for.

When you do, a menu window will appear. Click on **Preferences** near the bottom of the menu.



5. Scroll to the bottom of the page that appears to find **Student Preferences**. For STAR Math, you can:

- Extend Question Time Limit
- Set the Estimated Math Instructional Level
- Audio: Allow questions to be read aloud

- **Extend Question Time Limit**

By default, all students have about three minutes to answer a question. When there are about 15 seconds remaining, a clock icon appears on the screen to let students know that time is running out to answer the question. If students do not answer in time, the test will behave as though the student answered incorrectly, thus making the next question easier. The clock icon causes anxiety in many students, so it is recommended that you extend the question time limit for all students regardless of whether it is a testing modification in an IEP/504 or not.

- **Set the Estimated Math Instructional Level**

By default, all students will start the test at their listed grade level. Questions will get harder if they answer correctly, and will get easier if they answer incorrectly. For students who are significantly below grade level, they would need to answer several questions incorrectly before getting to their current instructional level. This can leave the student feeling frustrated and unsuccessful to the point of “giving up”. To elevate this, you can set a student’s test to start at the instructional level you believe them to be at. After students have answered the “preview” questions, their first real test questions will be at the instructional level you selected rather than their grade-level.

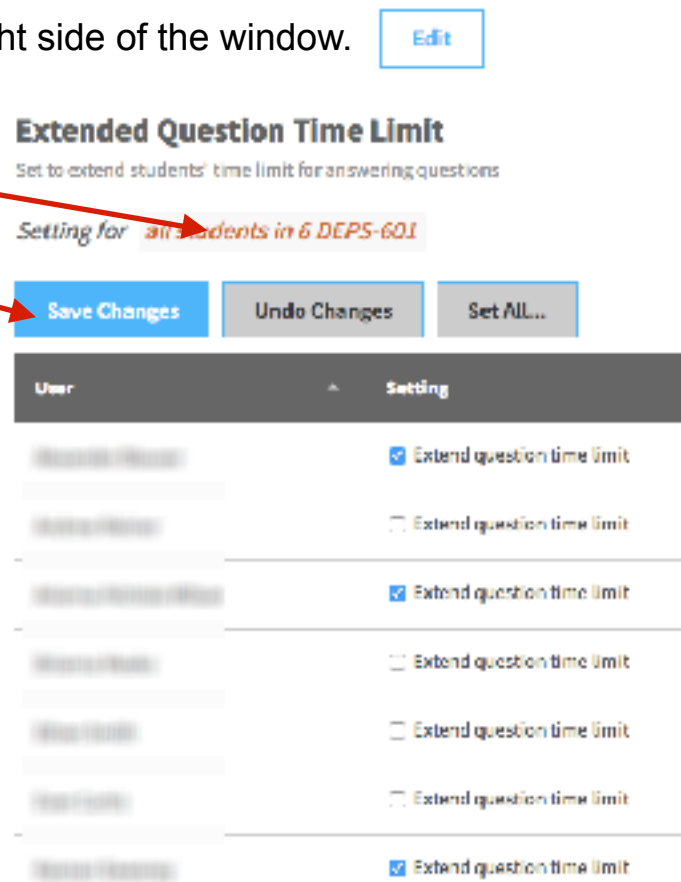
- **Audio: Allow questions to be read aloud**

Students who have difficulty reading can have text read aloud to them by clicking an icon above each question. Students who have this modification turned on must have and use earbuds while testing so as not to disturb other students and for their own privacy.

Each of these preferences can be turned on for individual students or the entire class.

How To:

- Simply click the **Edit** button on the right side of the window.
- Select the class you wish to set Preferences for from the drop-down menu at the top of the window.
- Select individual students or the entire class.
- Be sure to click **Save Changes** when you have finished.



Note: If you do not seem to have access to your students, please contact Sharon Blackman and/or Jim McLaughlin to see that you are set up as their teacher in Infinite Campus.