

## MAMS Teacher STAR Instructions

Teacher/Administrators should have all student passwords in a PDF  
(DO NOT PRINT THIS OUT- Due to privacy)

The link below is to a pdf that includes Pretest Instructions and a script for what you should say about the Star Math test.

<https://goo.gl/DM3Jf7>

The link below is to a pdf that includes Pretest Instructions and a script for what you should say about the Star Reading test.

<https://goo.gl/ISTWhx>

There is a point in the student login process where they are waiting for their teacher to enter the monitor password.

**Teachers will need to go to each device and enter in this monitor password. Do NOT let the students know this password. It is confidential. The monitor password is: admin**

### Running a Report on Your Students

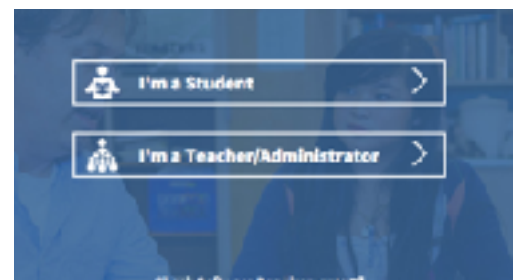
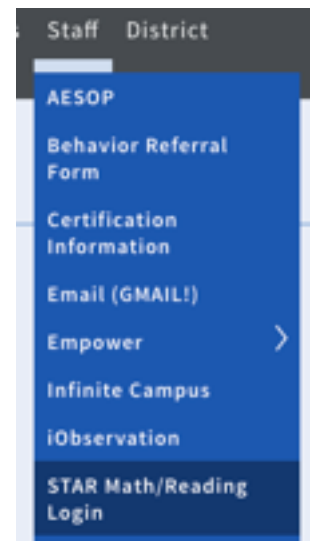
1. Open a browser on your device.

Go to the MAMS website.

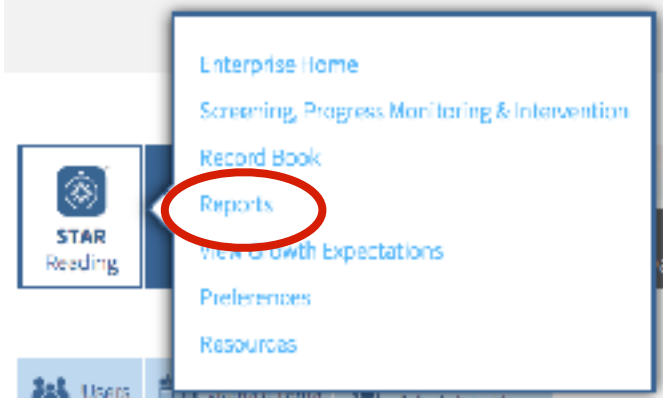
Hover your cursor arrow over the Staff menu and click on STAR Reading/Math Login at the bottom of the menu.

2. Click Log in as a Teacher/Administrator.

Use your username that is first initial last name. ex. Jsmith for John Smith. You will use the pw you set up recently during your initial log in.



2. On the Home page, select either the **STAR Reading** or **STAR Math** and a window will appear. Click on **Reports**.



3. A window with a list of various reports will appear. I would recommend you use **Summary** that is found at the bottom of the **Frequently Used Reports** list.

**Select Report**  
Click on a report name to view the report with default settings.

School: **Forest Avenue Middle School**

Frequently Used Reports	
Reports	Description
Diagnostic	Presents diagnostic and skill information for an individual student.
Screening	Shows growth for a group of students over time, with emphasis on SLP—students.
Instructional Planning - Class	Provides an at-a-glance view of class or group instruction based on most re-
Instructional Planning - Student	Provides an at-a-glance view of individualized instruction based on most re-
Screening	Displays students' placement classification based on scores based on RTMR scores.
Student Progress Monitoring	Displays an individual student's progress toward goal.
Summary	Summarizes student test results for a specific date range.

Additional Reports	
Reports	Description
Area of Progress	Shows student progress over a school year.
Growth Proficiency Chart	Plots Student Growth Percentiles (SGP) and proficiency on a quarterly basis. Comp-
Longitudinal	Shows growth over multiple years.
Parent - English	Presents informational letters in English for parents and guardians.
Parent - Spanish	Presents informational letters in Spanish for parents and guardians.
Reading Range	Provides reading range information for each student.
State Performance - Class	Displays the percent of students on the pathway to proficiency on the MEA Test. Pe-
State Performance - Student	Displays a student's pathway to proficiency on the MEA Test. Proficiency levels are d-
State Standards - Class	Groups students by estimated mastery of State Standards or Common Core State
State Standards - District	Indicates mastery of state standards by comparing each state standard for group
State Standards - Student	Indicates a student's mastery of state standards as compared to the state standard
Time Interval	Shows students who have and haven't entered during a specific time range.

### Frequently Used Reports

Reports
Diagnostic
Growth
Instructional Planning - Class
Instructional Planning - Student
Screening
Student Progress Monitoring
Summary

4. Complete the Report form. Then, click the **View Report** button located at the top and bottom of the window.

**View Report**

Report: **Summary Report**

Print | Refresh

**Execution Options**

All Data

Area Breaks: Students | Class | Group

**Reporting Parameters**

Comprehensive Report

Create Score File Created

**Reporting Period**

Academic Year Range: 2023-2024

Custom Select: 2023 to 2024

**Summary Only**

Yes

No

**Match State Expectation**

Yes

No

**Group By**

Class

Student

Teacher

All Not Set Up

**Sort By**

Last Name

Test Date

Test

All Not Set Up

Hide the student input actions on the report

Save | View Report

5. You should then be viewing your summary report.